




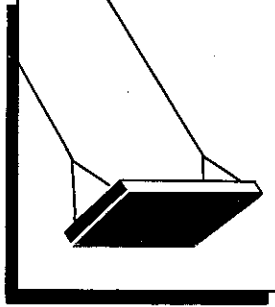





# CITY AND COUNTY GOVERNMENT SERVICES COST MINNEAPOLIS CITIZENS \$136 PER PERSON IN 1953

Property taxes paid 60% of the cost




Here is what the services were, and how much they cost per person in 1953:

## CITY OF MINNEAPOLIS

	Schools	Public Safety	Hospitals	Public Works	General Government	Recreation	Welfare	Libraries	Sanitation
									
<b>COST PER PERSON</b> →	<b>\$37.58</b>	<b>\$12.36</b>	<b>\$6.39</b>	<b>\$5.59</b>	<b>\$4.24</b>	<b>\$3.70</b>	<b>\$3.14</b>	<b>\$3.01</b>	<b>\$1.42</b>
<b>TOTAL EXPENDITURES</b>	<b>\$19,992,000</b>	<b>\$6,575,000</b>	<b>\$3,397,000</b>	<b>\$2,973,000</b>	<b>\$2,256,000</b>	<b>\$1,968,000</b>	<b>\$1,671,000</b>	<b>\$1,601,000</b>	<b>\$757,000</b>
<b>EMPLOYEES (JULY '53)</b>	<b>3,315</b>	<b>1,366</b>	<b>720</b>	<b>344</b>	<b>283</b>	<b>544</b>	<b>129</b>	<b>366</b>	<b>155</b>
<b>Some Facts on Services</b> →	Elementary schools: Schools 74 Students 41,610 Teachers 1,142  Secondary schools: Schools 22 Students 25,270 Teachers 961  Special: Students 1,320 Teachers 131	<b>Police:</b> Employees 645 Detective Bureau adult arrests 20,380 Crime Prevention Bureau juveniles contacted on investigations 11,627 Traffic violations 161,690 Motor vehicle accidents 11,477  <b>Fire:</b> Employees 581 Alarms 5,433 Fire loss \$3,116,463 Stations 20  <b>Licenses:</b> Applications 28,285 Issued 16,317	<b>Minneapolis General Hospital:</b> Admissions: 8,167 Average daily census 321 Out-patient visits 66,000 Ambulance calls 702 per mo.  <b>Building Inspector:</b> Permits issued 65,954 Valuation \$62,101,776 Inspections 130,773  <b>Civil Defense</b>	Maintained and plowed: 305 mi. paved streets 654 mi. graded and treated streets  38 mi. ungraded streets 262 mi. paved alleys 176 mi. unpaved alleys  Maintained and inspected: 802 mi. sanitary sewers 214 mi. storm sewers 18 mi. interceptor sewers 16 mi. tunnels 45 buildings 831 pieces construction equipment 4,160 parking meters 386 electric traffic signals  Inspections: 4,613	City Treasurer: Received \$87,148,942 Disbursed \$84,675,294  Comptroller: Processed 50,000 purchase orders 200,000 invoices 123 contracts  Voter Registration: Transactions over counter 11,032  Assessor: Property appraised \$1,003,436,000  Civil Service Commission: Applications 2,500 Examinations 202 Inquiries 14,000	Recreation participation 6,238,000 people (est.) Parks 152 Park acreage 5,876 Parkways 62 miles Park walks 96 miles Buildings 98	<b>Division of Public Relief:</b> Average number of relief cases 1,419 Average number of persons per case 1.76 Vocational guidance service contacts 1,597	Circulation 3,181,000 or 5.55 per person and 18.41 per card holder Distributing agencies 458	Garbage collection schedule 7-8 days Stops 1 per 3.7 persons Tons garbage collected 49,489 " " incinerated 49,933

## COUNTY OF HENNEPIN

	Welfare	Hospitals	General Govt	Public Works	Public Safety	Schools	Total County
<b>COST PER PERSON</b> →	<b>\$20.74</b>	<b>\$4.74</b>	<b>\$3.79</b>	<b>\$2.08</b>	<b>\$0.81</b>	<b>\$0.18</b>	<b>\$32.34</b>
<b>TOTAL EXPENDITURES</b>	<b>\$15,037,000</b>	<b>\$3,437,000</b>	<b>\$2,748,000</b>	<b>\$1,512,000</b>	<b>\$587,000</b>	<b>\$127,000</b>	<b>\$23,448,000</b>
<b>EMPLOYEES (JULY '53)</b>	<b>374</b>	<b>673</b>	<b>477</b>	<b>157</b>	<b>108</b>	<b>5</b>	<b>1,794</b>
<b>Some Facts on Services</b> →	Old age assistance cases: Average number 11,526 Average grant per month \$74.76  Aid to dependent children: Average number cases 1,428 Average paid per case per month \$122.17  Aid to the blind cases: Average number 230 Average grant per month \$84.51	<b>Glen Lake T-B Sanatorium:</b> Admissions 469 Average daily census 511 Average stay 14 months	<b>Auditor and Treasurer:</b> Property tax bills and accounts 383,160  <b>Register of Deeds:</b> Documents filed 90,061 Torrens certificates issued 14,893  <b>Veterans Service Officer:</b> Counselling interviews 11,097  <b>Budget and Purchase Officer:</b> Purchase orders issued 3,900	<b>Highway Department:</b> Road maintenance: Miles of road 606 Cost per mile \$1,155 Lake improvement \$76,576	<b>Sheriff:</b> Processes for service 22,285 Prisoners transported 550 Criminal investigations 2,055 Mental patients picked up 171 Arrests 163 Traffic tickets issued 1,130  <b>Probation Office:</b> Adult case load (12/31/53) 521 Juvenile cases under supervision 792	<b>County Supt. of Schools Supervised:</b> Ungraded rural schools 45 Students in these schools 3,074 Teachers in these schools 105 Schools visited by Asst. Superintendent 98  <b>Coroner:</b> Cases 1,118 Additional investigations 200	<b>Total County PER PERSON</b> <b>\$32.34</b>  <b>PER PERSON</b> <b>\$23,448,000</b>  <b>total expenditures</b> <b>1,794</b>  <b>total employees</b>

Health	Debt Service	Pensions	Total City
			<b>\$103.36</b>
<b>\$1.08</b>	<b>\$16.33</b>	<b>\$8.52</b>	<b>PER PERSON</b>
<b>\$572,000</b>	<b>\$8,686,000</b>	<b>\$4,532,000</b> (from tax funds only)	<b>\$54,982,000</b>
<b>124</b>			<b>total expenditures</b>
Environmental investigations (hotels, lodging houses, hospitals, garbage, plumbing, rodents, etc.) 6,800 Food establishment inspections 21,300 Meat inspections 7,900 Milk sanitation inspections 7,000 Diagnosed resident TB cases under supervision 1,784 TB x-rays 26,649	Bonds retired: Refunding \$2,784,000 Relief 1,845,000 School 605,000 Water Works 532,000 Other 1,743,000  Interest paid: \$1,177,000	Municipal Employees Teachers Police Fire	<b>7,346</b>
			<b>total employees</b>

SKETCHES BY KURT CARLSON  
COURTESY OF MINNEAPOLIS MORNING TRIBUNE

PREPARED BY  
CITIZENS LEAGUE  
OF GREATER MINNEAPOLIS  
MAY 1954